

EUROPE

1 **Number of records**
 % relatives of dead victims disabled (relatives - themselves)

	59	41
--	----	----

2 **Adequate initial support**
 % relatives of dead victims disabled (relatives - themselves)

no	22	16
yes	78	84

3 **Best initial support**
 % relatives of dead victims disabled (relatives - themselves)

police	58	67
emergency service	60	77
welfare/hospital staff	47	69
mortuary staff	59	-
coroner	26	12*

* excluding United Kingdom

4 **Approached for organ donation**
 % relatives of dead victims

no	90
yes	10

5 **Informed on legal rights**
 % relatives of dead victims disabled (relatives - themselves)

no	91	78
yes	9	22

6 **Informed about helping organisation**
 % relatives of dead victims disabled (relatives - themselves)

no	86	85
yes	14	15

Fig. 1

Number of records

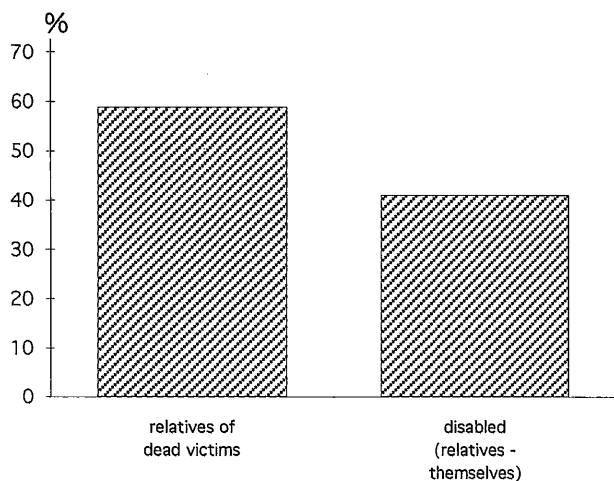


Fig. 2

Adequate initial support



Fig. 3

Best initial support



Fig. 4

Approached for organ donation

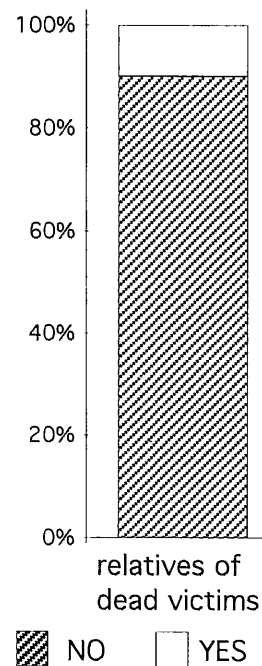


Fig. 5

Informed on legal rights

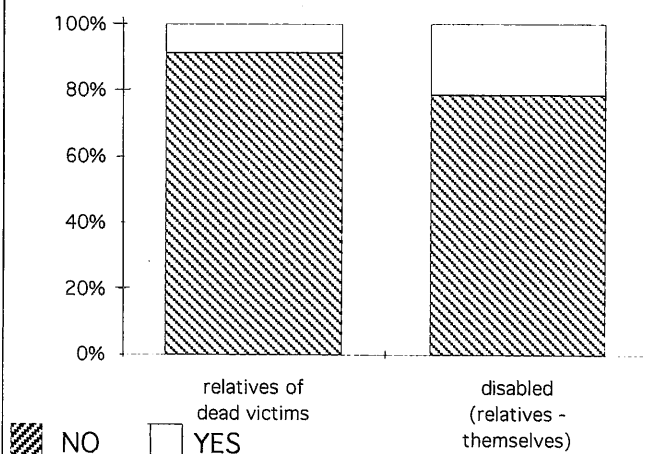
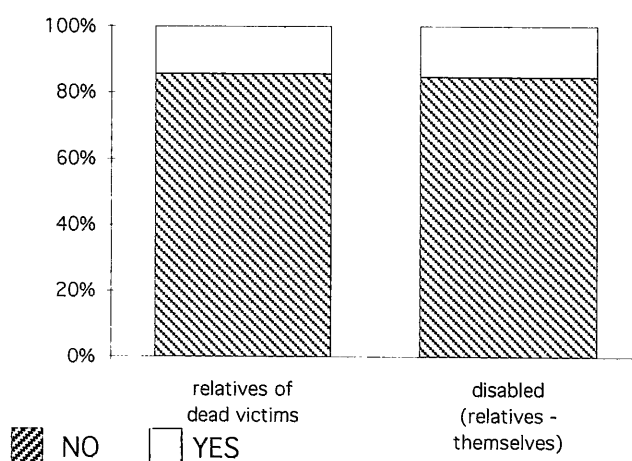


Fig. 6

Informed about helping organisation



EUROPE

7	Criminal justice done	
	% relatives of dead victims disabled (relatives - themselves)	
	no	68
	yes	32

8	Correctly treated during criminal procedure	
	% relatives of dead victims disabled (relatives - themselves)	
	adequately	23
	seriously	24
	respectfully	16

9	Charge fair	
	% relatives of dead victims disabled (relatives - themselves)	
	no	61
	yes	39

10	Sentence fair	
	% relatives of dead victims disabled (relatives - themselves)	
	no	72
	yes	28

11	Alternative punishment	
	% relatives of dead victims disabled (relatives - themselves)	
	no	29
	yes	71

Fig. 7

Criminal justice done

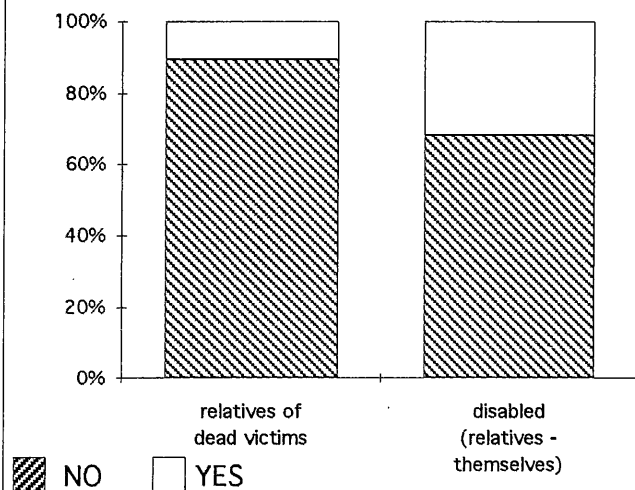


Fig. 9

Charge fair

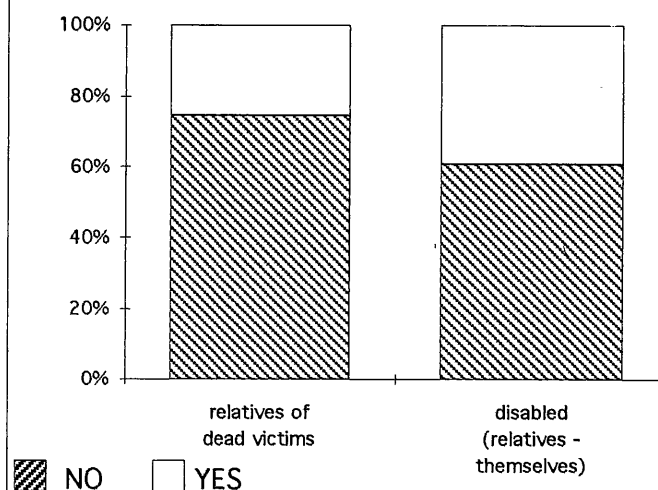


Fig. 8

Correctly treated during criminal procedure

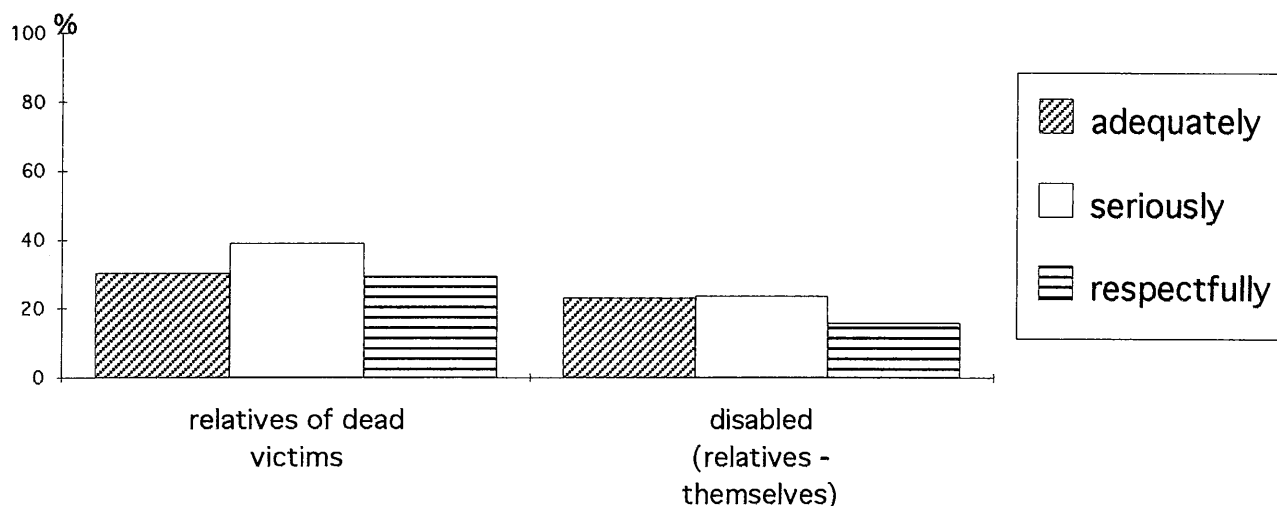


Fig. 10

Sentence fair

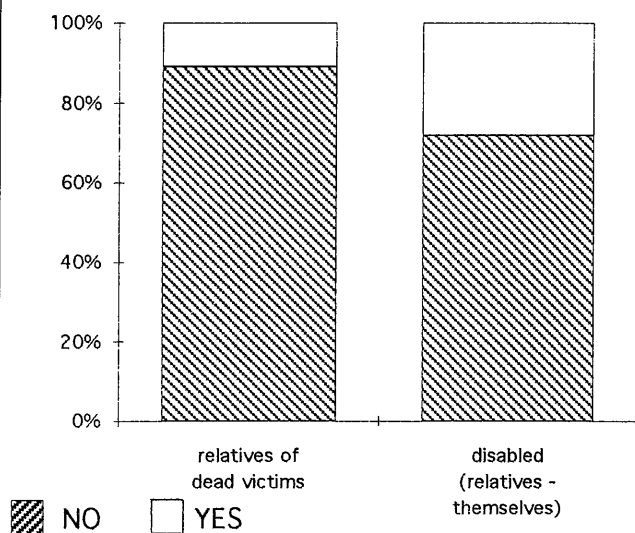
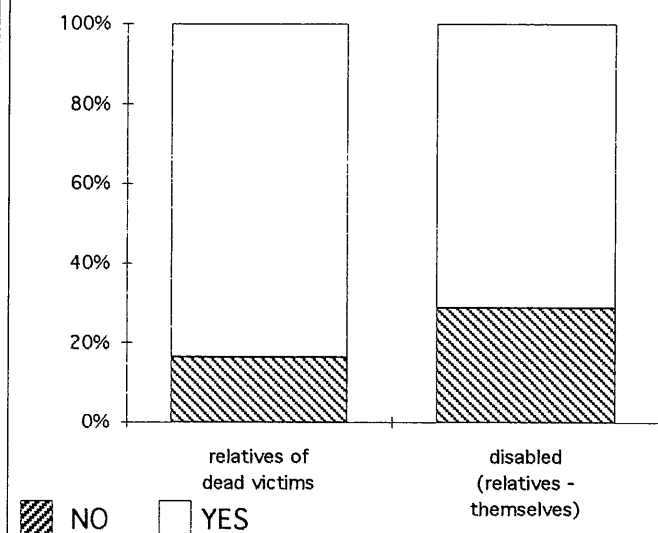


Fig. 11

Alternative punishment



EUROPE

12	Satisfied with dealings with insurance companies	
	% relatives of dead victims disabled (relatives - themselves)	
	no	78
	yes	22

13	Satisfied with damages offered	
	% relatives of dead victims disabled (relatives - themselves)	
	no	80
	yes	20

14	Satisfied with medical examination	
	% relatives of dead victims disabled (relatives - themselves)	
	no	59
	yes	41

15	Financial justice done	
	% relatives of dead victims disabled (relatives - themselves)	
	no	84
	yes	16

16	Length of civil proceedings		Years
	relatives of dead victims disabled (relatives - themselves)		
	average length	2,7	4
	σ	0,12	0,18

17	Useful to appoint a lawyer	
	% relatives of dead victims disabled (relatives - themselves)	
	no	3
	yes	97

18	Not gone to court because	
	% all	
	unfavourable law	37
	stress	30
	legal fee	33

Fig. 12

Satisfied with dealings with insurance companies

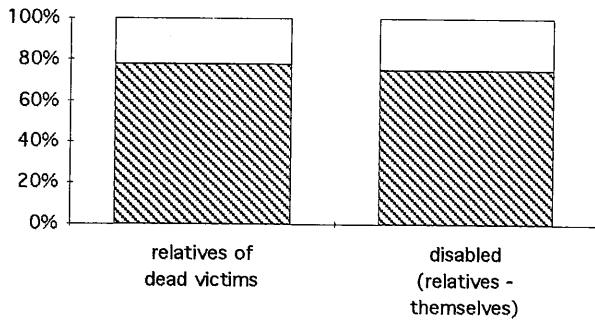
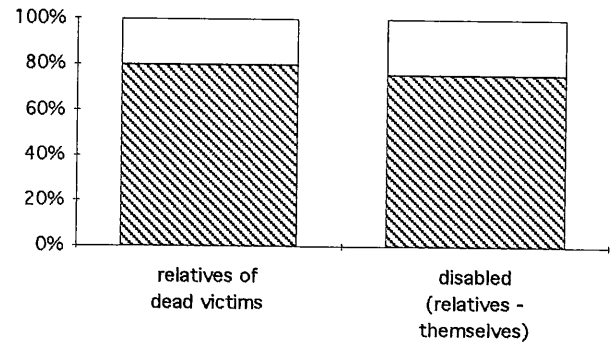


Fig. 13

Satisfied with damages offered



NO



YES

Fig. 14

Satisfied with medical examination

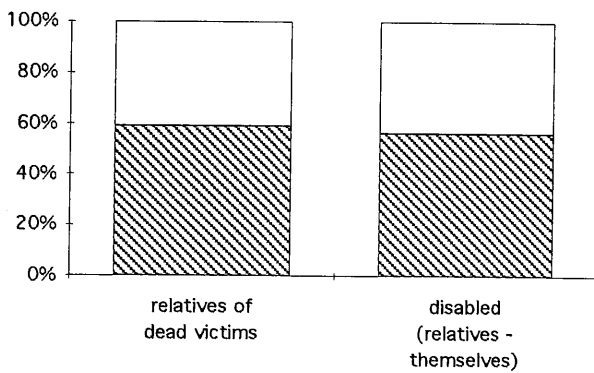


Fig. 15

Financial justice done

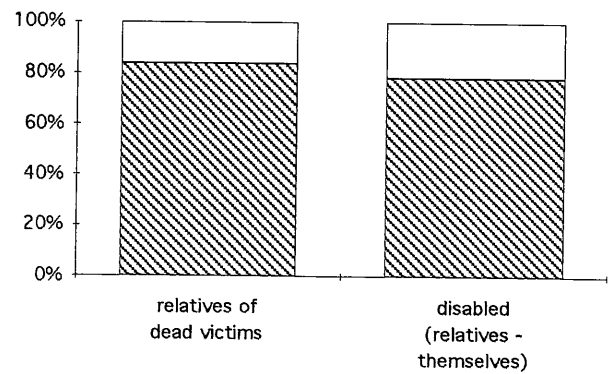


Fig. 16

Length of civil proceedings



Fig. 17

Useful to appoint a lawyer

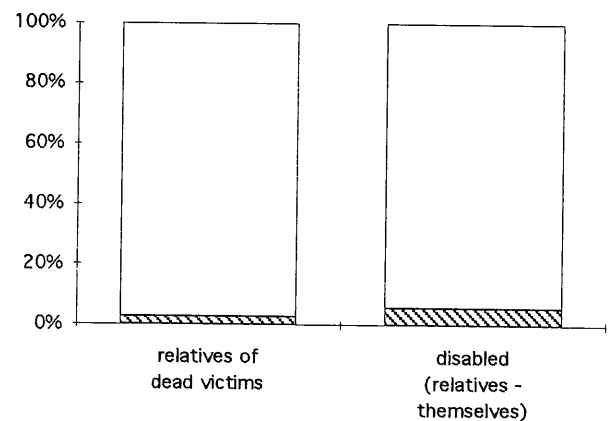
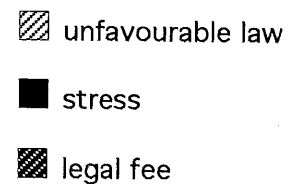
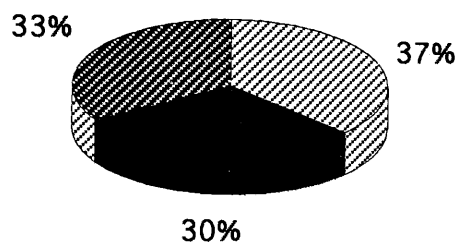


Fig. 18

Not gone to court because



EUROPE

19 Physical condition of victims stabilised

0...3		% relatives of disabled victims	disabled themselves
	no	55	46
	yes	45	54

> 3		% relatives of disabled victims	disabled themselves
	no	50	39
	yes	50	61

20 Percentage of disability fair

		% relatives of disabled victims	disabled themselves
	no	61	55
	yes	39	45

21 Satisfied with medical treatment

		% relatives of disabled victims	disabled themselves
	no	38	37
	yes	62	63

22 Fully recovered from head injury

0...3		% relatives of disabled victims	disabled themselves
	no	63	75
	yes	37	25

> 3		% relatives of disabled victims	disabled themselves
	no	81	69
	yes	19	31

23 Satisfied with neurological treatment and rehabilitation

		% relatives of disabled victims	disabled themselves
	no	41	45
	yes	59	55

Fig. 19

Physical condition of victims stabilised
(0...3) (>3)

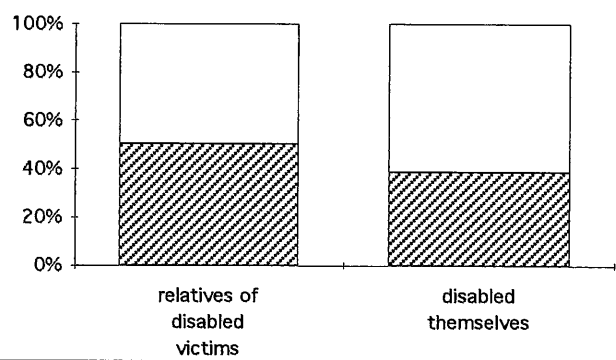
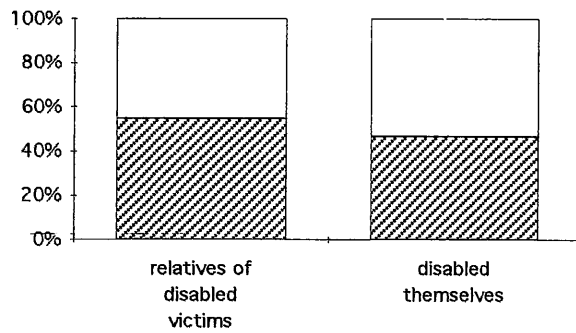


Fig. 20

Percentage of disability fair

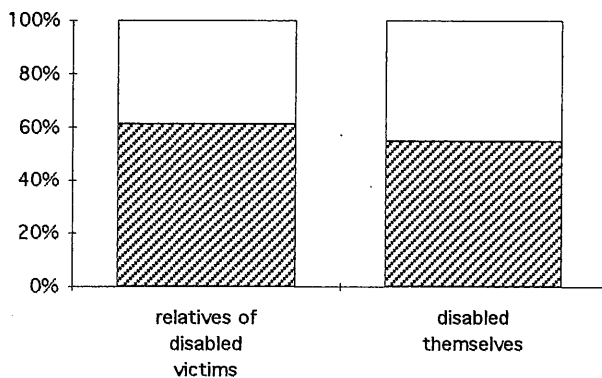


Fig. 21

Satisfied with medical treatment

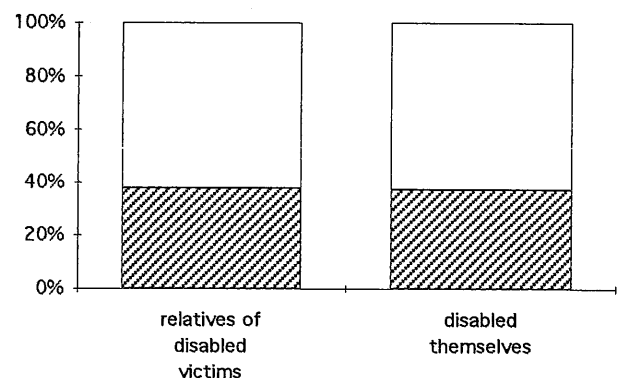


Fig. 22

Fully recovered from head injury
(0...3) (0...3)

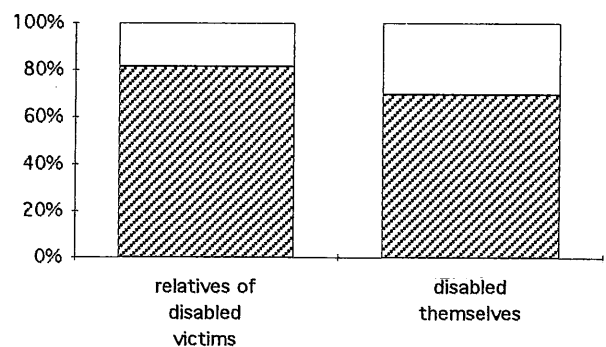
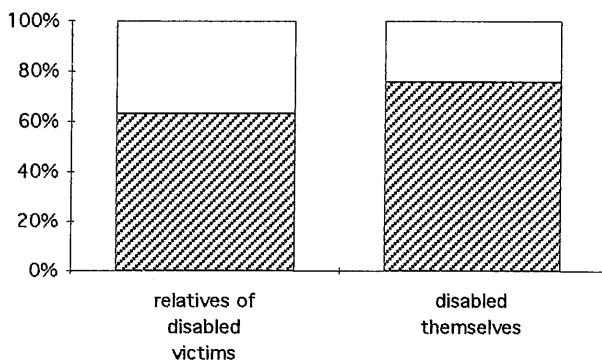
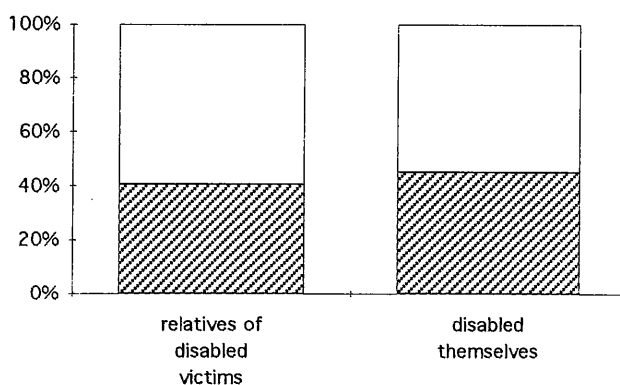


Fig. 23

Satisfied with neurological treatment and rehabilitation



YES



NO

EUROPE

24 Head injury victims still suffer from:

0...3 % relatives of disabled victims disabled themselves

loss of memory/concentration	78	78
inability to perform normal tasks	70	42
language disorder	59	42

> 3 % relatives of disabled victims disabled themselves

loss of memory/concentration	61	79
inability to perform normal tasks	52	48
language disorder	29	31

25 Physiological suffering

0...3 % relatives of dead victims relatives of disabled victims disabled themselves

sleeping troubles	80	57	4X
headaches	43	63	3X
distressing nightmares	50	61	4X
general health problems	52	57	5X

> 3 % relatives of dead victims relatives of disabled victims disabled themselves

sleeping troubles	75	56	5X
headaches	30	52	4X
distressing nightmares	44	31	2X
general health problems	52	75	6X

Fig. 24

Head injury victims still suffer from:

(0...3)

(> 3)

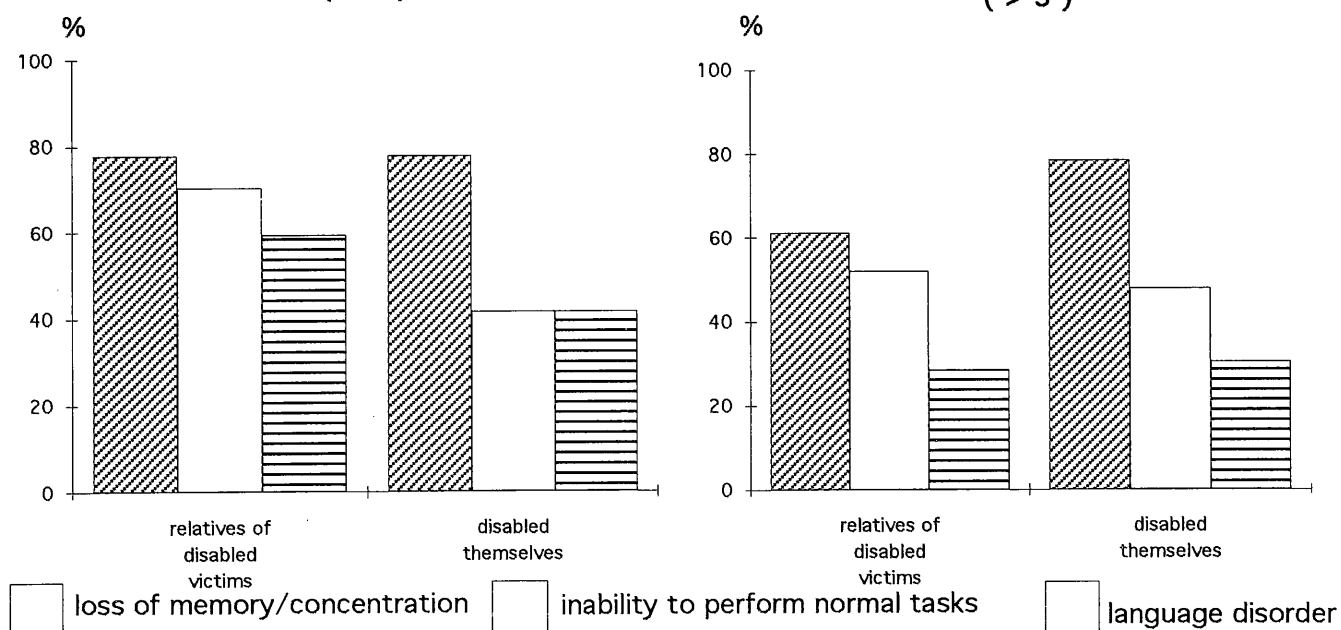
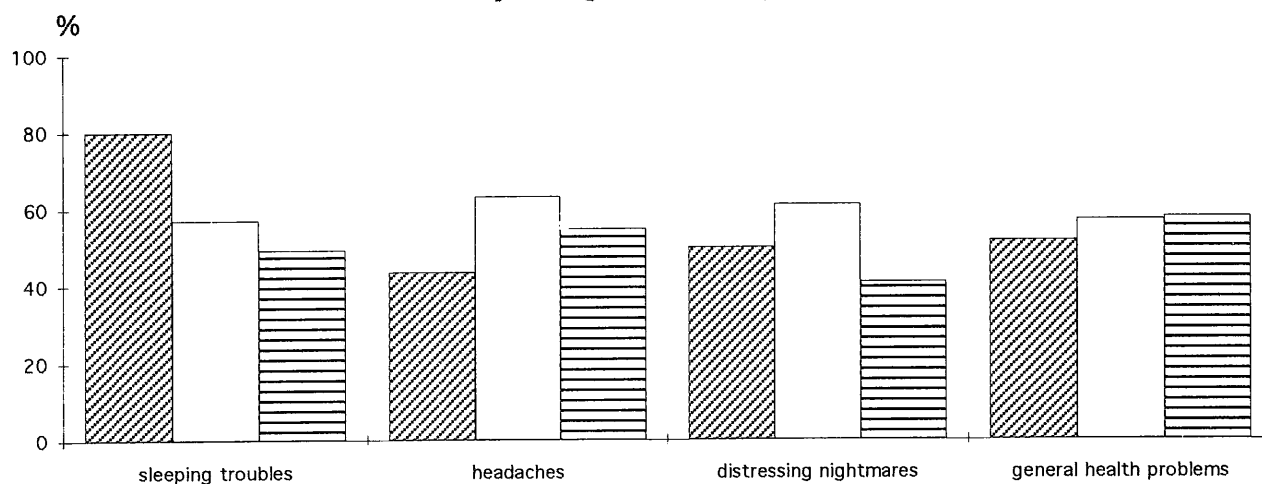
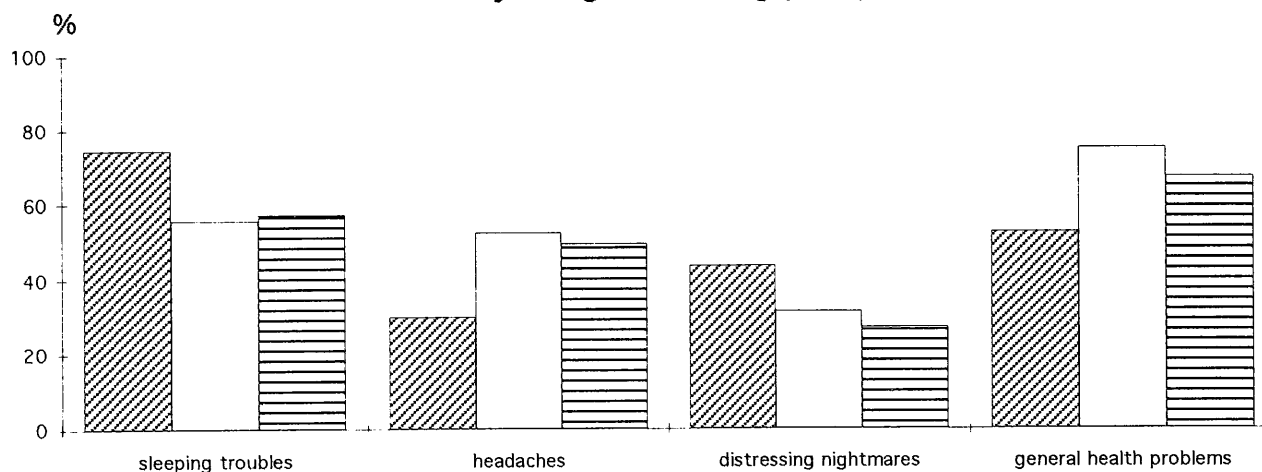


Fig. 25

Psychological suffering (0...3)



Psychological suffering (> 3)



EUROPE

26 Psychological suffering of victims

0...3

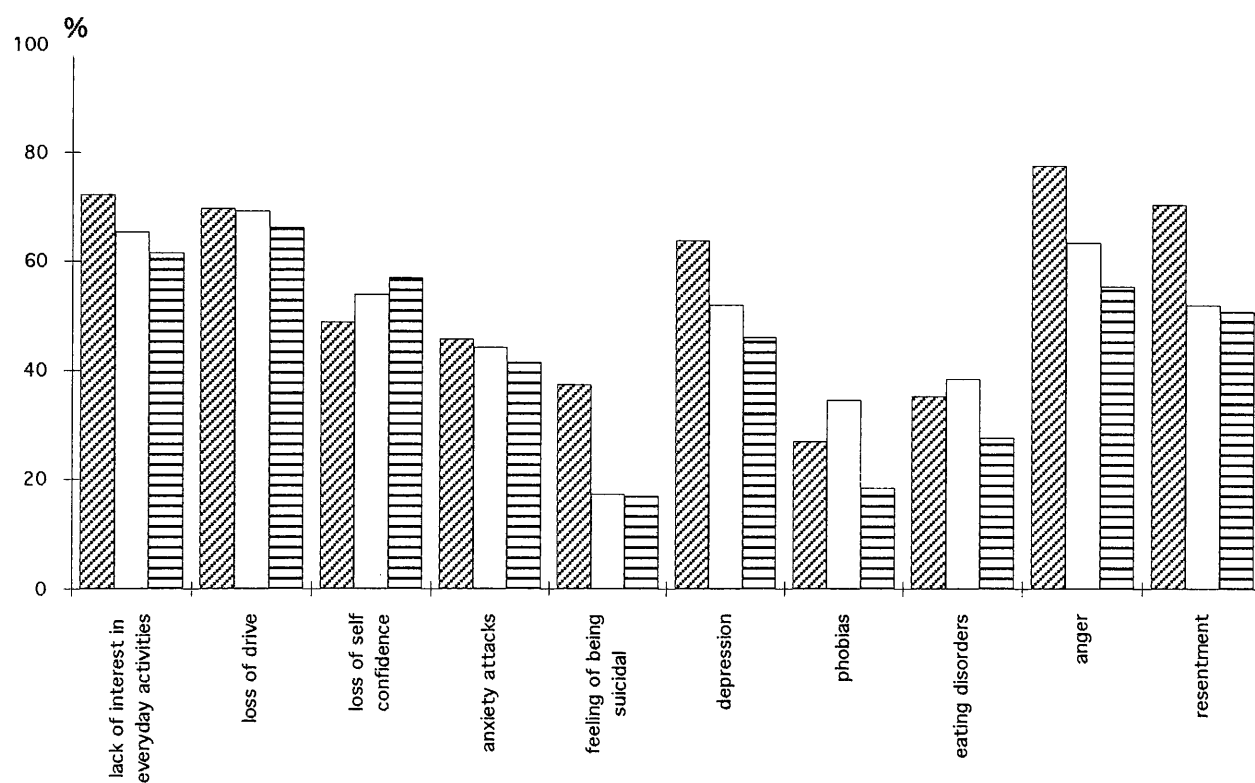
	relatives of % dead victims	relatives of disabled victims	disabled themselves
lack of interest in everyday activities	72	65	62
loss of drive	70	69	66
loss of self confidence	49	54	57
anxiety attacks	46	44	42
feeling of being suicidal	37	17	17
depression	64	52	46
phobias	27	35	18
eating disorders	35	38	28
anger	78	63	55
resentment	71	52	51




> 3

	relatives of % dead victims	relatives of disabled victims	disabled themselves
lack of interest in everyday activities	61	53	45
loss of drive	58	53	69
loss of self confidence	35	50	47
anxiety attacks	51	48	35
feeling of being suicidal	26	16	17
depression	62	40	43
phobias	17	26	17
eating disorders	25	22	17
anger	63	53	46
resentment	58	43	44

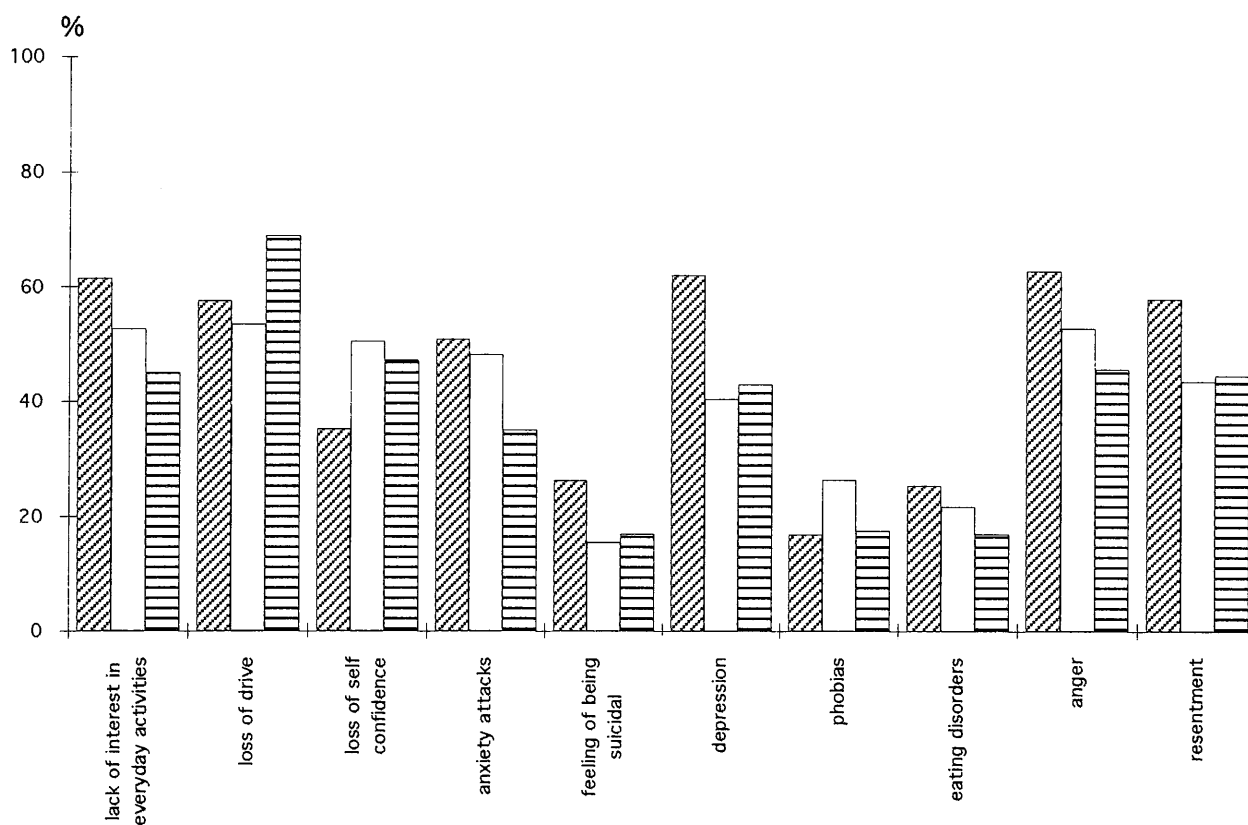
Fig. 26

Psychological suffering (0...3)



 relatives of dead victims
  relatives of disabled victims
  disabled themselves

Psychological suffering (>3)



EUROPE

27 Relationship problems

0...3		relatives of % dead victims	relatives of disabled victims	disabled themselves
	yes	67	40	50
	no	33	60	50

>3		relatives of % dead victims	relatives of disabled victims	disabled themselves
	yes	74	64	53
	no	26	36	47

28 Get psychological help

0...3		relatives of % dead victims	relatives of disabled victims	disabled themselves
	friends	86	67	71
	family	87	100	86
	doctors	40	73	58
	professional counsellors	23	10	14
	group therapist	5	6	3
	employer	9	18	8
	religious	22	14	8

> 3		relatives of % dead victims	relatives of disabled victims	disabled themselves
	friends	91	62	74
	family	91	89	93
	doctors	46	50	59
	professional counsellors	11	23	25
	group therapist	7	7	5
	employer	16	13	17
	religious	23	10	10

Fig. 27

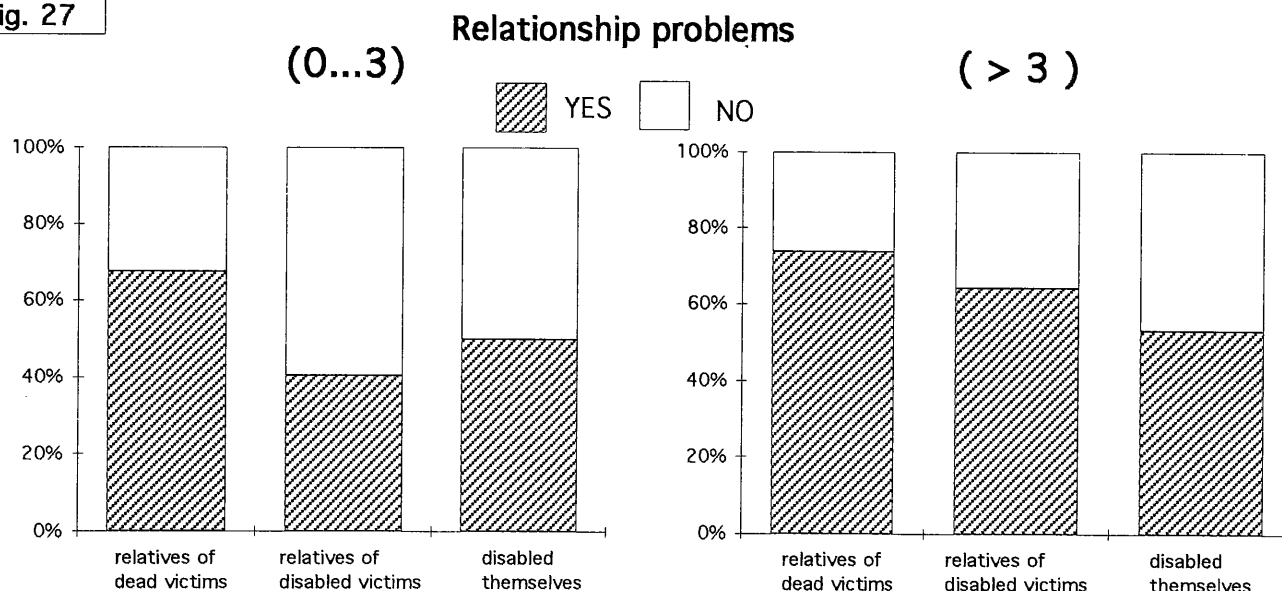
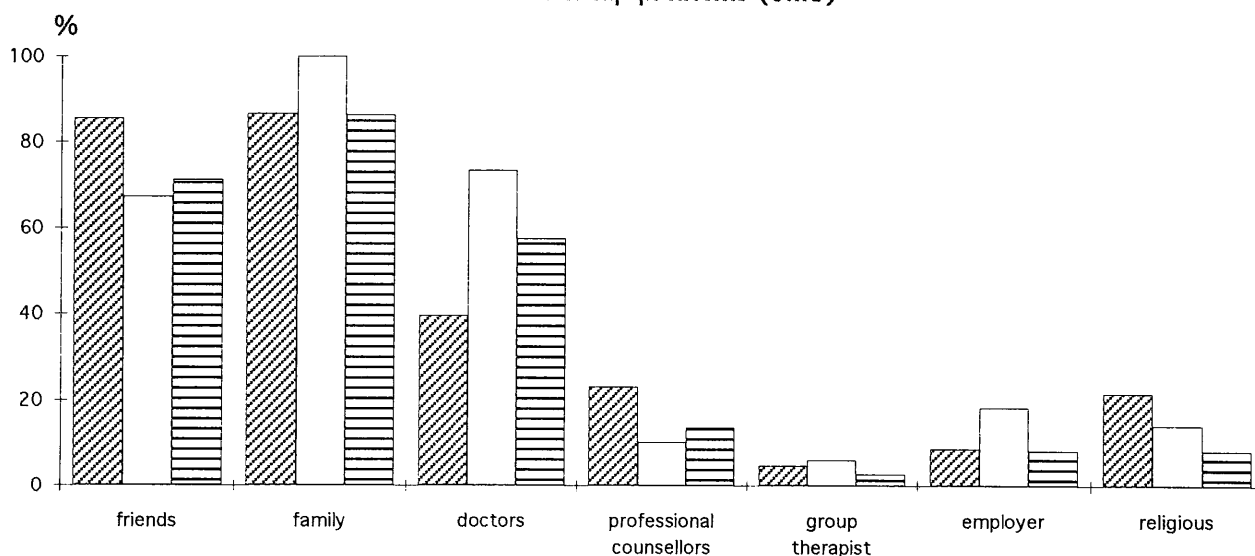


Fig. 28

Relationship problems (0...3)

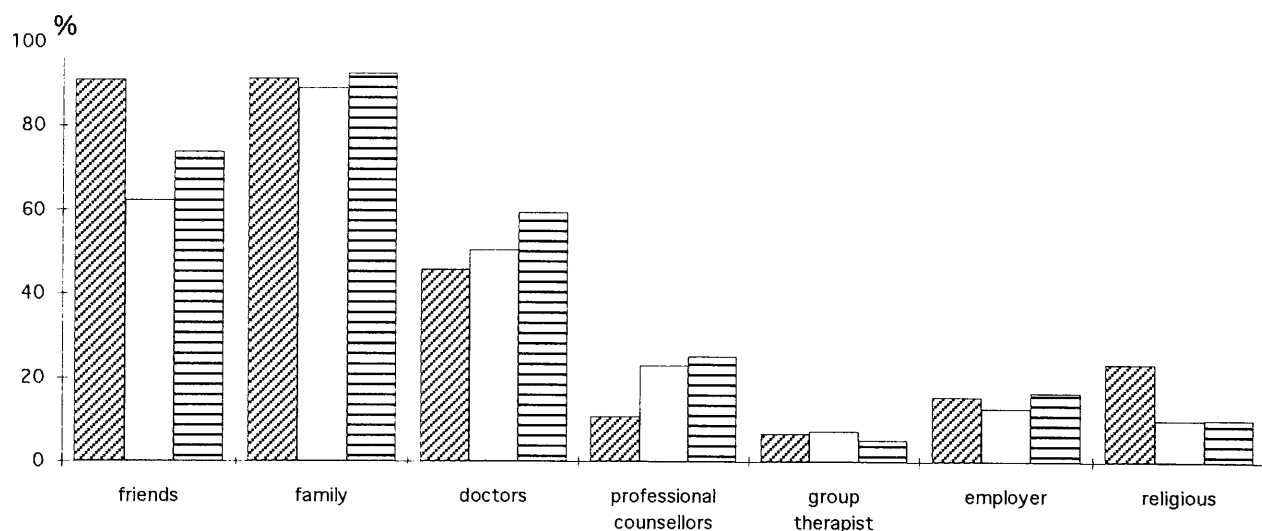


relatives of dead victims

relatives of disabled victims

disabled themselves

Relationship problems (> 3)



EUROPE

29 Most helpful psychological aid

0...3		relatives of % dead victims	relatives of disabled victims	disabled themselves
	friends	22	14	22
	family	28	39	39
	doctors	8	12	19
	professional counsellors	7	0	5
	group therapist	1	0	0
	employer	1	0	2
	religious	5	2	2

>3		relatives of % dead victims	relatives of disabled victims	disabled themselves
	friends	90	8	26
	family	95	41	70
	doctors	35	16	19
	professional counsellors	5	8	5
	group therapist	4	0	1
	employer	8	1	2
	religious	13	2	5

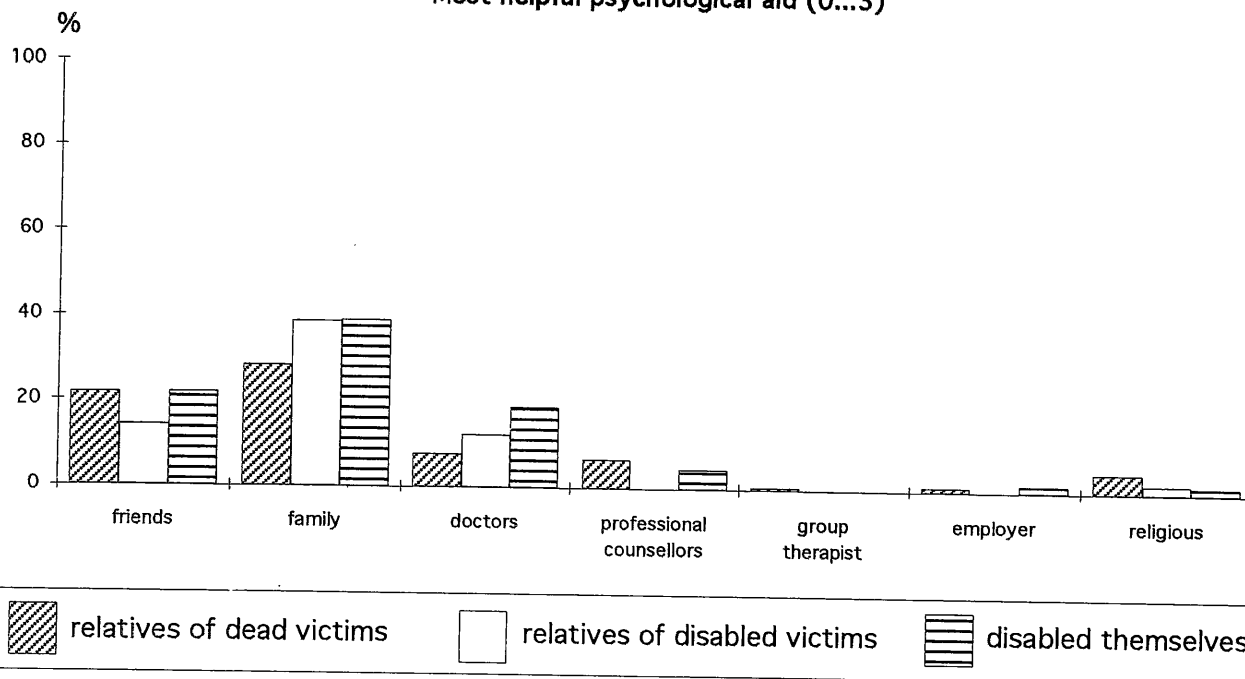
30 Consumption of psychotropic products

0...3		relatives of % dead victims	relatives of disabled victims	disabled themselves
	yes	62	47	48
	no	38	53	52

>3		relatives of % dead victims	relatives of disabled victims	disabled themselves
	yes	57	50	41
	no	43	50	59

Fig. 29

Most helpful psychological aid (0...3)



Most helpful psychological aid (> 3)

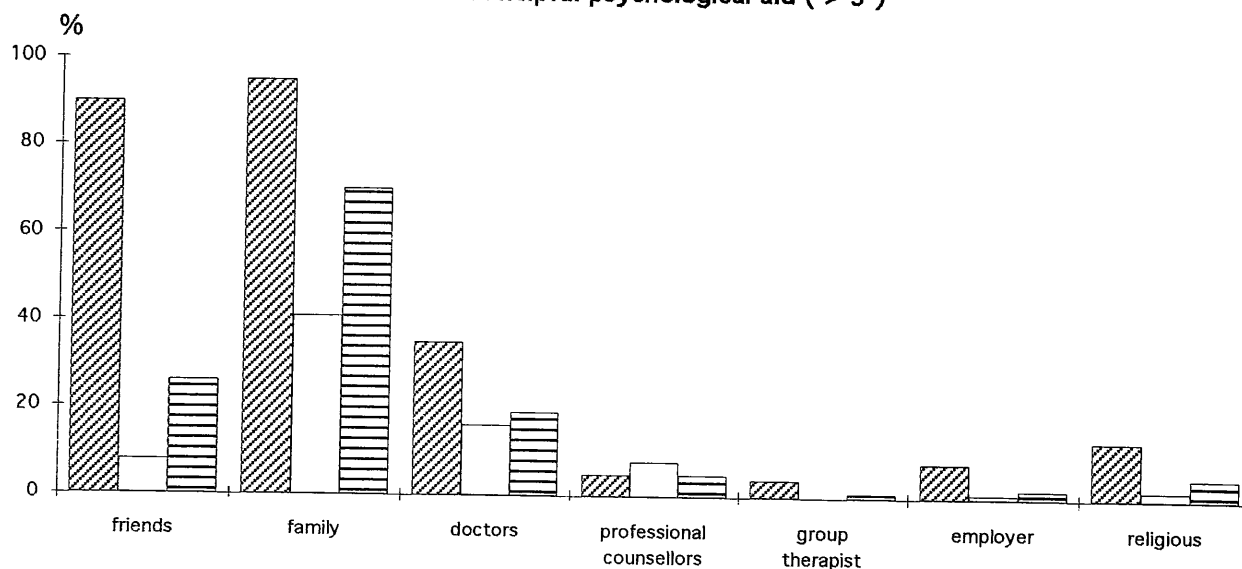


Fig. 30

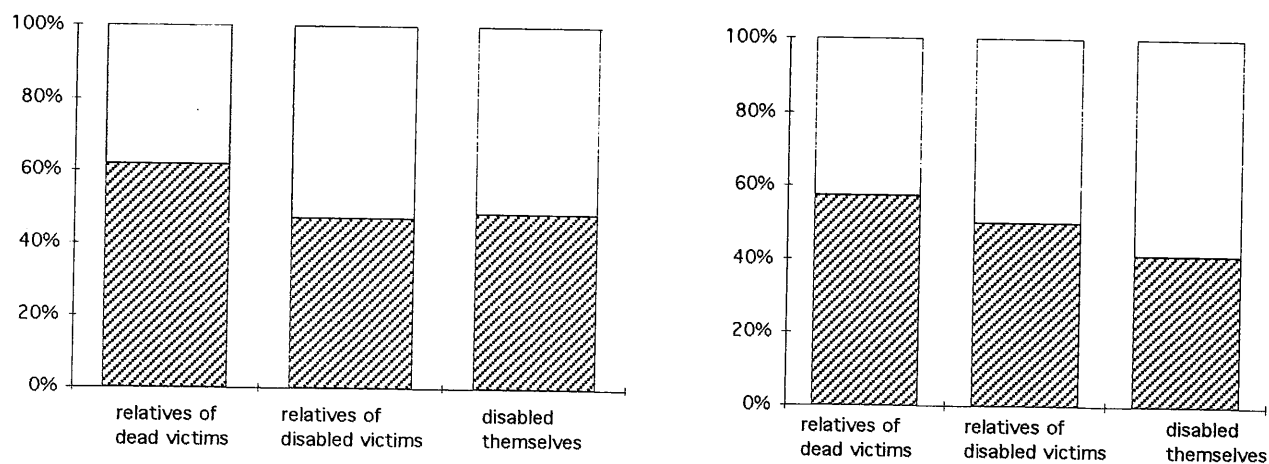
Consumption of psychotropic products

(0...3)

YES

NO

(> 3)



EUROPE

31 Consumption of psychotropic products

	relatives of % dead victims	relatives of disabled victims	disabled themselves
tranquillisers	54	56	63
sleeping tablets	51	39	49
tobacco	29	39	24
alcohol	24	17	20
drugs	4	7	4

32 Relationship changed with friends

	relatives of % dead victims	relatives of disabled victims	disabled themselves
better	20	5	10
no changes	36	49	62
worse	23	20	10

Relationship changed with family

	relatives of % dead victims	relatives of disabled victims	disabled themselves
better	21	9	12
no changes	42	46	57
worse	23	20	12

Relationship changed with spouse

	relatives of % dead victims	relatives of disabled victims	disabled themselves
better	16	8	10
no changes	34	33	46
worse	21	11	9

Relationship changed with colleagues

	relatives of % dead victims	relatives of disabled victims	disabled themselves
better	6	2	2
no changes	45	38	45
worse	16	16	14

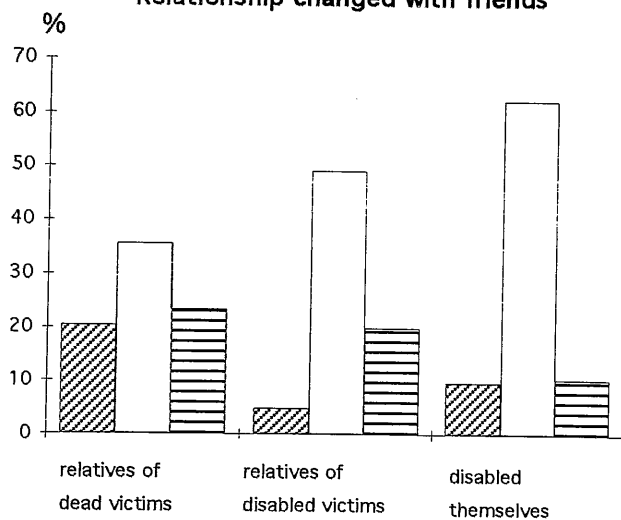
Fig. 31

Consumption of psychotropic products

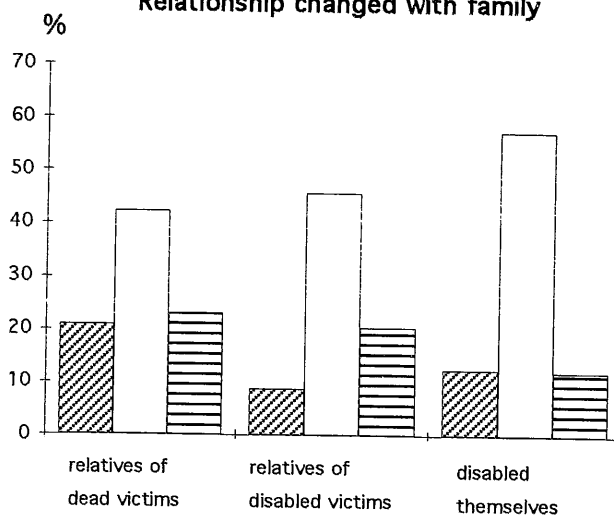


Fig. 32

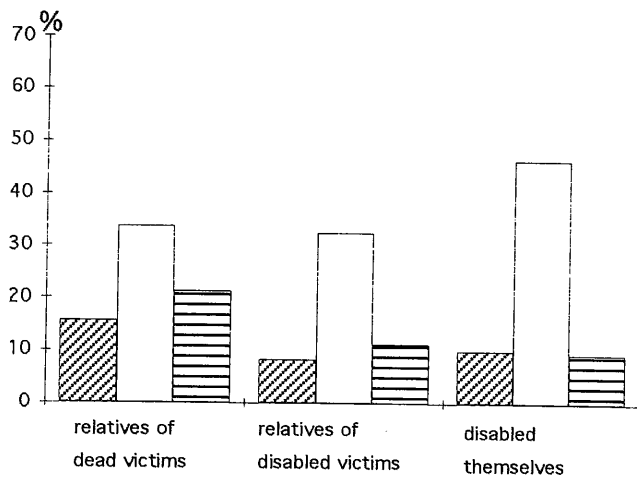
Relationship changed with friends



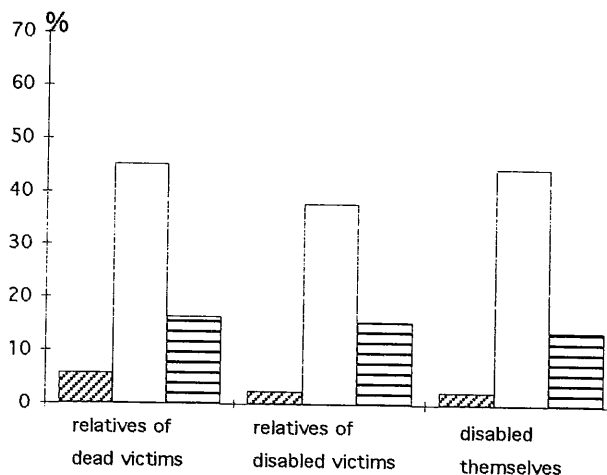
Relationship changed with family



Relationship changed with spouse



Relationship changed with colleagues



EUROPE

33 Change of household

	relatives of % dead victims	relatives of disabled victims	disabled themselves
yes	49	47	40
no	51	53	60

34 Which change of household

	relatives of % dead victims	relatives of disabled victims	disabled themselves
separation	6	17	15
divorce	5	2	11
children left house	28	26	21
moving house	33	29	38
re-marriage	3	2	4

35 Able to make plans for the future

0...3	relatives of % dead victims	relatives of disabled victims	disabled themselves
no	68	51	47
yes	32	49	53

>3	relatives of % dead victims	relatives of disabled victims	disabled themselves
no	59	54	37
yes	41	46	63

36 Able to enjoy life as before

0...3	relatives of % dead victims	relatives of disabled victims	disabled themselves
no	91	68	69
yes	9	32	31

> 3	relatives of % dead victims	relatives of disabled victims	disabled themselves
no	84	66	54
yes	16	34	46

Fig. 33

Change of household

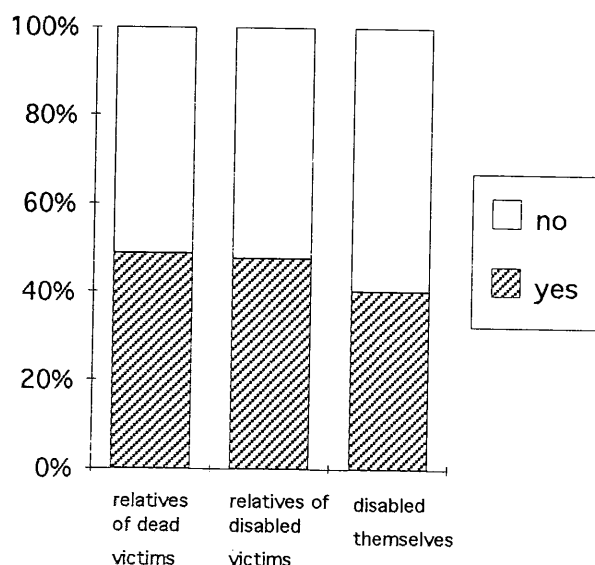


Fig. 34

Which change of household

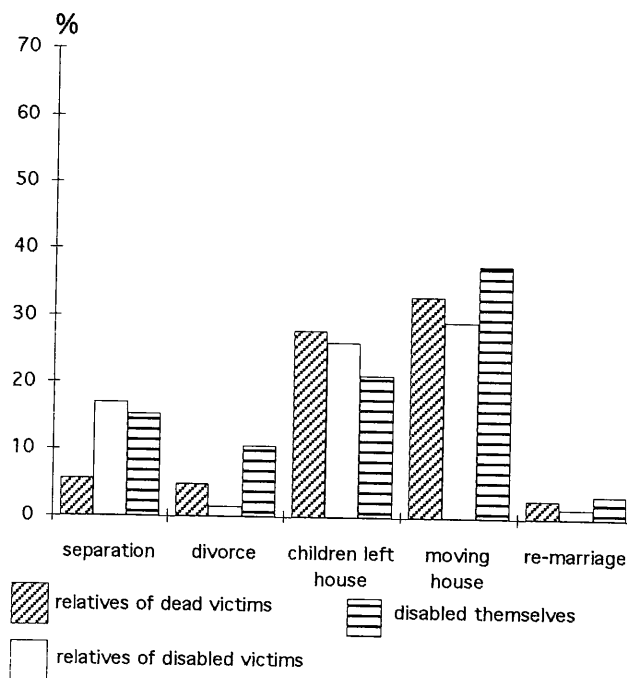


Fig. 35

Able to make plans for the future

(0...3)

(> 3)

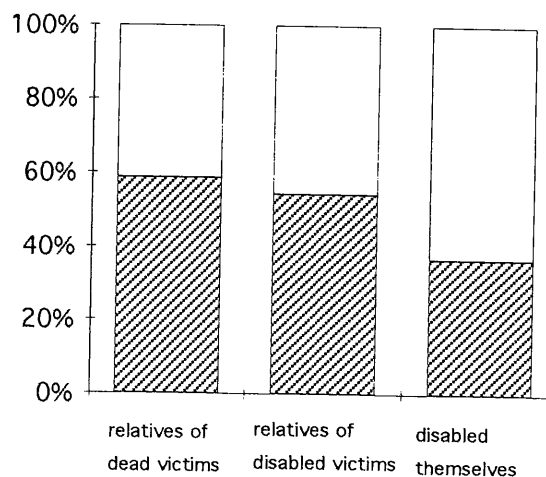
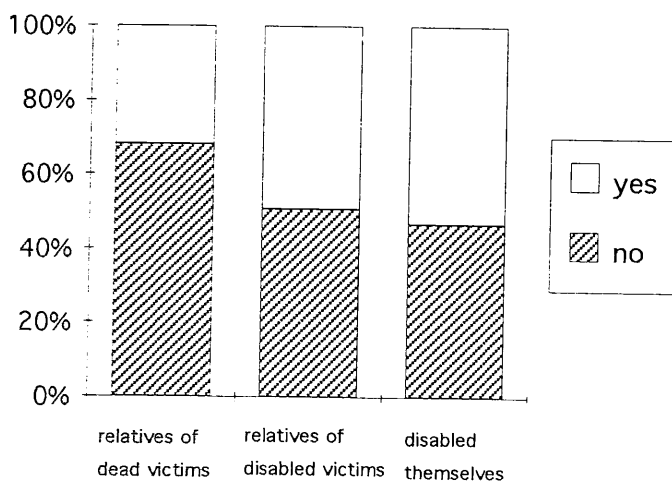


Fig. 36

Able to enjoy life as before

(0...3)

(> 3)

